

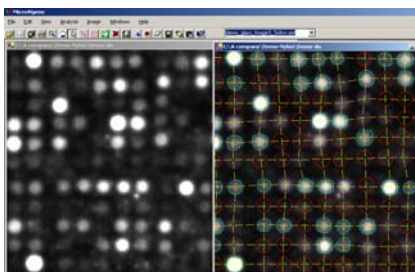
Image Analysis Innovation

MicroVigene™

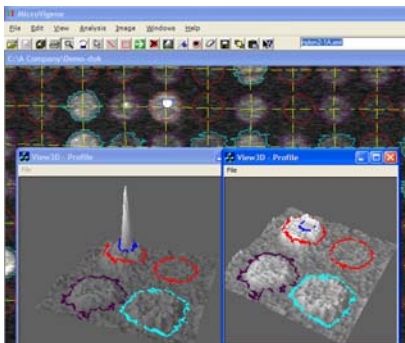
Microarray image analysis software that provides accuracy, sensitivity, reliable results, unprecedented level of automation and high performance.

Quality

- 100% reproducible and operator independent results
- Actual spot boundary definition to obtain accurate spot signal
- Automatic dust removal with back fill
- Regional background subtraction to obtain highest sensitivity
- Blooming correction
- 3D visualization for convenient quality assurance




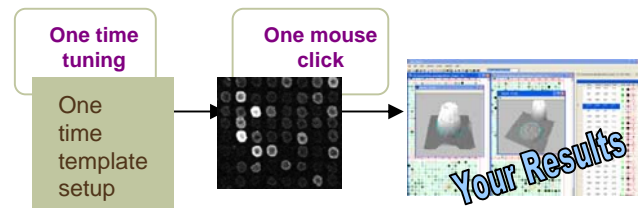
Accurate spot boundary and flex grid



Dust detection and removal with back fill

Performance

- One mouse click operation for any combination of images
- Automatically find image block, place flex grid, and quantify spot
- Robust analysis of shifted, crooked, noisy and weak images
- Hands free batch processing
- 10000 spots in less than one minute
- Automatic rotating and flipping



Flexibility and Extensibility

- Support any image layout up to three levels of hierarchies: mixed orientation of blocks, any type of grid layout, and various sizes of spots or sub grids
- Manual operations include: use anchor points, find dust, adjust spot location and grid line, define image block, and flag spot
- Object-oriented design allows maximum flexibility
- Open system architecture supports custom plug-ins
- Seamless integration with post image analysis system

